

# USA E8 Combination Centrifuge

The E8 Combination Centrifuge is specifically designed to run 75mm microhematocrit tubes and 1ml-15ml microtubes and test tubes. This centrifuge features a quiet operations for a more peaceful laboratory environment. It also features a shorter height to fit under any cabinet, and auto-calibrating speed function for precision results.

To run microhematocrit tubes, simply insert your 75mm capillary tubes into the carrier, place carriers in opposing tubes sleeves for a balanced load, and spin at 3,500 rpm for 6 minutes for clear separation.

## ADVANTAGES

- Accurate speeds for specific g-forces
- Proper separations without cell damage
- Quiet, vibration-free operation
- Auto-brake stops the rotor in less than 30 seconds
- Spins 8, 75mm capillary tubes
- Designed, Engineered, and Assembled Proudly in America



Digital Model

## USA E8 Combination Centrifuge

Model #	Description
J0501UMDC	USA E8 Digital-Speed, Angled 8-Place Centrifuge with Crit Carriers
J0501UMVC	USA E8 Variable-Speed, Angled 8-Place Centrifuge with Crit Carriers

## E8 VARIABLE SPEED

3,500 rpm with variable speed control knobs  
(blood, urines, microhematocrits, etc.)  
Auto-off 30-minute timer with bell

## E8 DIGITAL

3,500 rpm digital speed and time  
(blood, urines, microhematocrits, etc.)  
Touch pad, programmable:  
Speed: 500-3,500rpm  
Time: 1-99mins  
Stores last four programmed speeds & times  
Service Indicator Light



**Veterinary Supply, Inc.**

Phone: 800.233.0210

[www.pennvet.com](http://www.pennvet.com)



Designed, Engineered &  
Assembled Proudly in America

**Jorvet**

P 800.525.5614

F 970.663.5042

1450 Van Buren Ave  
Loveland, Colorado 80538

[www.jorvet.com](http://www.jorvet.com)

## FEATURES

- Angled rotor, 8-tube capacity
- Holds 1ml to 15ml size tubes and 75mm capillary tubes
- 12 volt DC maintenance-free motor
- Clear view port in lid for using tachometer
- Suction-cupped feet prevent slipping
- 110/220v auto-switching power adapter (CE, UL, cUL approved)
- Lid safety shut-off switch
- Maximum RCF=1,534g


## WEIGHT AND DIMS

- Height: 9.5" (241mm)
- Length: 11" (279mm)
- Width: 11" (279mm)
- Weight: 9.5 lbs (4.3kg)

## INCLUDES

- Eight-place rotor
- Eight 5ml-15ml blue tube sleeves
- Eight 3ml-4ml black tube sleeve inserts
- Six green tube inserts to spin 1ml-2ml
- Two 15ml metal tube shields
- Two 4-place Crit Carrier inserts (75mm capillary tubes)
- EZ Reader Card


# 3 EASY STEPS TO ACHIEVE ACCURATE PCV RESULTS:



Insert capillaries in the Crit Carrier

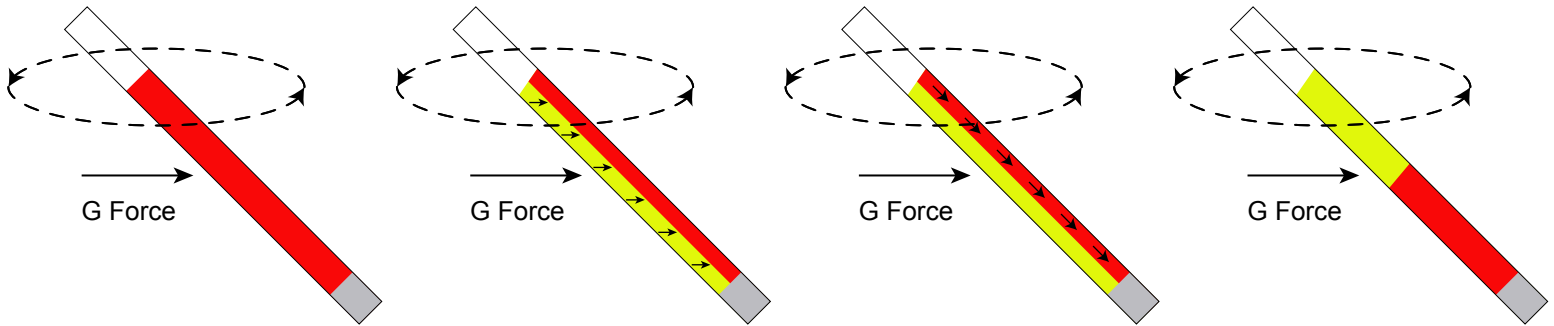


Insert the carrier in the metal tube sleeves.



Spin at 3,500 rpm for 6 (+/-) minutes.

## EXPLANATION OF MICROHEMATOCRITS IN AN ANGLED CENTRIFUGE:



**START SPINNING**

**INITIAL SEPARATION**

Red cells move outward.  
Plasma moves inward.

**CONTINUED SEPARATION**

Red cells pass plasma easily.

**COMPLETE SEPARATION**

No trapped plasma. Accurate PCV results.

In a traditional microhematocrit centrifuge with a flat rotor, the red cells and the plasma must pass through each other horizontally in the narrow tube. In this case, very high speed and g-force is needed to reduce trapped plasma. When using LW Scientific Crit Carriers in an angled rotor, the red cells initially move to the outer tube wall while the plasma initially moves to the inner tube wall. Then, they pass each other easily as the red cells travel down to the bottom of the tube and the plasma travels to the top. With more efficient separation and ZERO trapped plasma, the PCV value will be accurate.

*The E8 Combination Centrifuge is a FDA registered, Class II medical device.*

*Comparable results to the HemataStat II angled PCV centrifuge sold to the human market. The HemataStat II produces PCV results at 2,000 g-force in 1 minute.*