

# See Pain In A Different Light

Veterinary patients do not **seek** medical attention themselves. An animal is most often presented to the veterinarian as a result of symptoms observed by an owner or caretaker. The veterinarian responsibility is to then evaluate and treat the animal as accurately as possible. Diagnostic evaluation is often aided by immediate visual cues.

*Digital Thermal Imaging can be a crucial and valuable "on the spot" visual tool in helping diagnose inflammation or lack of circulation and its exact location in the animals body.*

## The Benefits of Digital Thermal Imaging in Veterinary Medicine

- ✓ A visual physiological map of the area being examined.
- ✓ Provides a precise area for examination and a visual of inflammation or lack of circulation. Eliminating the guesswork.
- ✓ Mapping of the thermal gradients through thermography has the ability to visually illustrate neural irritation or dysfunction.
- ✓ Quick, easy, and can lead to quicker diagnoses with improved patient visual.

## Combining Digital Thermal Imaging with Laser Therapy allows:

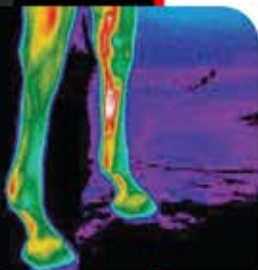
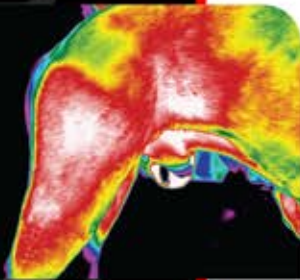
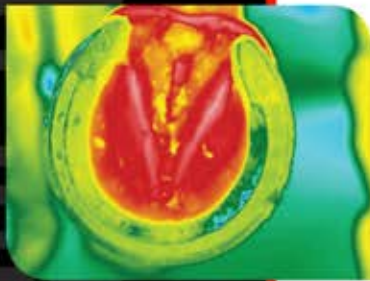
- Monitoring before and after laser treatments by providing a visual picture of inflammation pre and post to quantify treatment results.
- Detection of body areas of inflammation or lack of circulation which require further diagnosis and evaluation.
- An immediate picture identification of secondary areas of inflammation to utilize laser treatments to best resolve the primary issue. A "whole body" approach to laser treatment.
- Visual evaluation of laser therapy progress on subsequent visits.
- Discovery of areas of potential musculoskeletal stress in an animal before they manifest as disease or loss of mobility. These areas can then receive early intervention with laser therapy to avoid more serious injury.

*Digital Thermal Images do not depict temperature but measure the radiant energy from the target tissue. These cameras read and illuminate this energy and are both non invasive and non destructive as an aid to patient diagnosis and improved treatment plan.*

**Digatherm**  
DIGITAL THERMAL IMAGING

FOR MORE INFORMATION VISIT [DIGATHERM.COM](http://DIGATHERM.COM)

• Made in USA  
• FDA 510(k)  
Cleared Medical Device



Find the Source



## Digatherm Tablet

The **NEW** Digatherm IR Tablet was developed for superior image accuracy and viewing ease. The large HD viewing screen makes the patient picture easy to understand and excellent to show a client. With the automatic software updates allows your camera to stay current as any updates are released. Your investment will be picture perfect.

### Benefits Include:

- Made in US and 510k medical cleared device
- A 1 step camera that allows instant download to surface tablet PC for the easiest way to store, email and view images.
- Accuracy of +/- 1 degree Celsius
- Largest HD viewing screen allows improved interpretation and client visual
- Automatic software updates via wifi connection
- Analysis software that simultaneously takes real time and thermal image

Digatherm cameras are used by the experts including Johns Hopkins, Harvard Medical School, University of Texas, Penn State, NASA, School of Aerospace + Mechanical Engineering, US ARMY and US NAVY, to name a few... extensive list available upon request.



Medical Device Clearance  
501(k) Number: K073581

### IR Tablet 640

Vanadium Oxide Detector  
17um FPA (VOx) 640X480 Pixel Array  
7um-14um Spectral Response  
50 degree Manual Focus Lens  
30Hz Frame Rate  
Built in Shutter  
14 Bit Dynamic Range  
<50mk Thermal Sensitivity  
-40C to 80C Oper. Range  
+/- 1C Accuracy  
75G/4G Shock/Vibration

### IR Tablet 320

Vanadium Oxide Detector  
17um FPA (VOx) 320X240 Pixel Array  
7um-14um Spectral Response  
44 degree Manual Focus Lens  
60Hz Frame Rate  
Built in Shutter  
14 Bit Dynamic Range  
<30mk Thermal Sensitivity  
-40C to 80C Oper. Range  
+/- 1C Accuracy  
75G/4G Shock/Vibration



#### HEADQUARTERS:

5145 NW 80th Avenue Road, Ocala, FL 34482  
TOLL FREE: 855-727-9939 • OFFICE: 937-642-0899  
EMAILS: Information Request: [info@digatherm.com](mailto:info@digatherm.com)  
Demonstration Request: [demo@digatherm.com](mailto:demo@digatherm.com)  
Customer Care: [customercare@digatherm.com](mailto:customercare@digatherm.com)



53 Industrial Circle • Lancaster • PA 17601 • 1-800-233-0210 • [www.pennvet.com](http://www.pennvet.com)