

# DOUXO® | Chlorhexidine PS

Treatment protocols for bacterial and/or malassezia skin infections in dogs and cats.

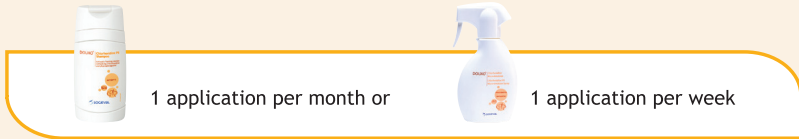


## Pyoderma and *Malassezia*



Note: Used most commonly as an adjunct to systemic therapy. The protocol can be used alone on a very mild to superficial infection.

## To prevent recurrence



## Localized/fold pyoderma (lip fold, interdigital *Malassezia*, etc.)



Use once daily

## Localized and/or generalized infection



Apply as often as necessary

Special Directions: \_\_\_\_\_

\_\_\_\_\_

\_\_\_\_\_

\_\_\_\_\_

\_\_\_\_\_

\_\_\_\_\_



Single application of shampoo. Each bottle contains 6.8 fl. oz., enough for 5-6 shampoos on a 40 lb. dog with medium coat.



Single application of spray. Each bottle contains 6.8 fl. oz., enough for 200 sprays.



Apply as often as necessary. Each bottle contains 6.8 fl. oz., enough for 130 pumps.



Upon resolution of the condition, routine use of Douxo Maintenance shampoo, for regular hygiene, may be suggested by your veterinarian.

Amount of product per application will vary.

# DOUXO® | Chlorhexidine PS

Treatment protocols for bacterial and/or malassezia skin infections in dogs and cats.



## ► DOUXO® Chlorhexidine PS Shampoo

Directions for Use: External use only. Wet the animal with lukewarm water and apply shampoo extensively on the fur to create a rich lather. Massage the shampoo into the wet hair coat and allow it to remain for 5-10 minutes before rinsing with clean water. Repeat if needed.

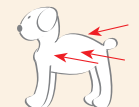
## ► DOUXO® Chlorhexidine PS Micro-emulsion Spray

Directions for Use: External use only. Very few sprays are necessary. Apply one spray per 10 pounds. Spray against the natural fur line after brushing the animal, holding the pump approximately 12 inches from the pet's body. The product will disperse naturally over the skin; do not overapply. The number of sprays can be doubled for long-haired dogs.



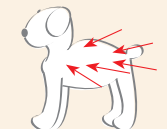
**Small Dog (20 lbs)**

2 full sprays:  
1 spray on each side  
of the dog



**Medium-Sized Dog (50 lbs)**

5 full sprays: 2 sprays on  
each side of the dog and one  
spray on the dog's back



**Large-Sized Dog (80 lbs)**

8 full sprays: 3 sprays on  
each side of the dog and 2  
sprays on the dog's back

## ► DOUXO® Chlorhexidine PS Pads

Directions for Use: External use only. Wipe folds/affected area once a day for 7-14 days or as directed by your veterinarian.

## ► DOUXO® Calm Mousse

Directions for Use: External use only.

*Localized Use:* Brush the hair, apply on dry coat. Dispense 1 or 2 pumps in the hand and then apply on the animal. Do not rinse. Let air dry. Apply as often as necessary.

*Generalized Use:* Brush the coat thoroughly. Apply on dry coat. Dispense one or two pumps in the hand and then apply the foam on the animal. Massage into the hair coat in order for the product to reach the skin. Repeat as many times as necessary to cover the whole body, avoiding areas around the eyes and mouth. Do not rinse. Let air dry. Once dry, the animal may be brushed again to bring luster.

Dosage:

Under 11 lbs: 1 pump per 2 lbs

12- 88 lbs: 1 pump per 4 lbs

Over 89 lbs: 1 pump per 6 lbs

Dosage can be doubled for long-haired dogs.

Apply as often as necessary. It is usually recommended to use in combination with DOUXO® Chlorhexidine +Climbazole Shampoo, bathing on day 1 and applying the mousse on day 3 and day 6.

Repeat for 2 to 3 weeks.

