

RapidBac™ Vet 2.0

TEST FOR BACTERIA IN URINE

**NOW WITH A BUFFERLESS FORMULATION!
JUST ADD URINE, ADD TEST STRIP,
AND GET RESULTS!**

RapidBac™ Vet is a rapid immunoassay for the detection of Gram-positive and Gram-negative bacteria in urine.

For Veterinary Use Only



Instructions For Use

REF RB-731

ABOUT THIS PRODUCT

RapidBac™ Vet has been validated in clinical studies for both dogs and cats, comparing RapidBac™ Vet results with gold-standard urine culture results.



Kit Components

- Test Strip
- Test Vial
- Disposable Pipette
- Desiccant (to be discarded)

Read all instructions before use

Precautions and Warnings

- Do not open foil pouch prior to use.
- Observe applicable biohazard safety procedures when handling Test Strips and samples.
- Do not reuse any components of the test kit.


Storage

- Store at room temperature (10-30°C/50-86°F)
- Do not use after expiration date on packaging

Urine Collection

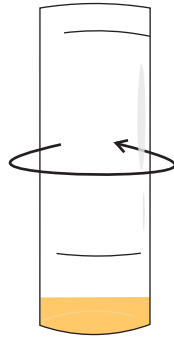
- Cystocentesis
- Catheter
- Clean Catch

INSTRUCTIONS FOR USE



Step #1

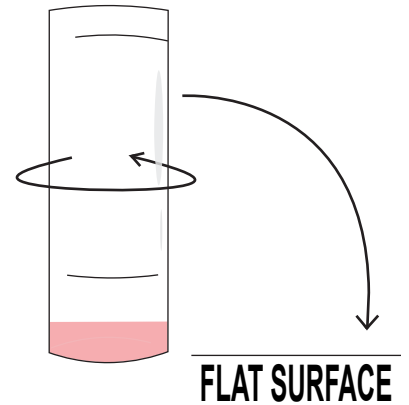
Using the Disposable Pipette, add five (5) drops of sample into the Test Vial.



WAIT 5 MINUTES
FLAT SURFACE

Step #2

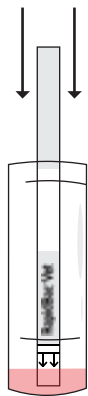
Make sure all liquid is at the bottom of the Test Vial by swirling it and tapping the Test Vial gently on a flat surface. Wait 5 minutes.



FLAT SURFACE

Step #3

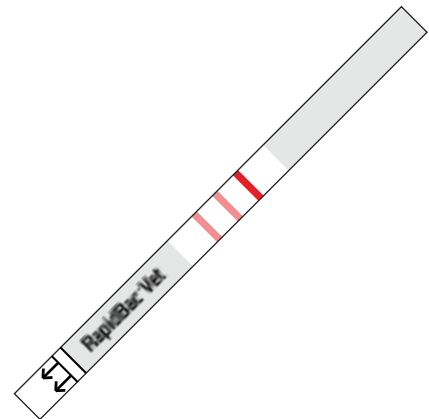
Swirl Test Vial gently again. This step is essential for proper detection.



WAIT 10 MINUTES

Step #4

Place Test Strip into Test Vial with arrows pointing down. Wait 10 minutes. Do not disturb the Test Strip or Test Vial during this time.



Step #5

Take Test Strip out of Test Vial and interpret the results.

INTERPRETING THE RESULTS

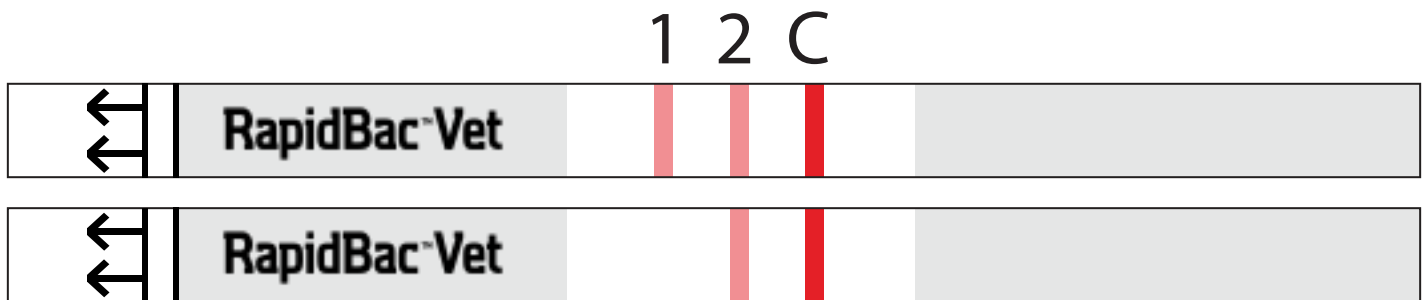
Negative Result:

Only Control Line (C) develops color; no bacteria detected.



Positive Result:

Any color development at Line 1 or Line 2 indicates the presence of bacteria in the sample. **Faint lines are valid results.**



Interpretation: If both Line 1 and Line 2 are present, a Gram-negative organism has been detected.


Gram-negative bacterial species known to give this result include: *E. coli*, *Klebsiella spp*, *Citrobacter spp*, *Enterobacter spp*, and *Serratia spp*. If Line 2 is present and Line 1 is absent, the detected organism may be Gram-positive or Gram-negative. Bacterial species known to give this result include: *Proteus spp*, *Morganella spp*, *Providencia spp*, *Staphylococcus spp*, *Enterococcus spp*, *Actinomyces spp*, and *Actinobaculum spp*.

Invalid Result: If Control Line does not develop color, the result is invalid – repeat test.



Are you considering performing a clinical study about detecting bacteria?

⌘ RapidBac™ Vet



Contact us for cooperation & sponsorship opportunities!



Subscribe to have RapidBac™ Vet delivered quarterly or monthly and save up to \$50/box!



**SILVER LAKE
RESEARCH**

For more information, please contact Silver Lake Research Corporation.
Email Us: info@silverlakeresearch.com
www.SilverLakeResearch.com

Copyright © Silver Lake Research Corporation. All Rights Reserved.

PN: U-049 Revision 1.0 January 2023
US Patent 9,052,314

