
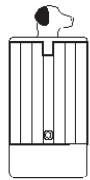


3M™ Bair Hugger™ blankets:

- Flexible, easy to use designs
- Blankets have consistent, evenly distributed perforations to ensure uniform convective warming
- Underbody blanket models feature fluid outlets to minimize pooling on surface of the blanket
- Pre-induction warming of animals through the use of forced-air warming may reduce the severity of redistribution hypothermia
- Soft, radiolucent, latex-free materials



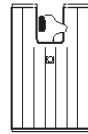
Large Blanket
Model 30077
84 × 36 in.



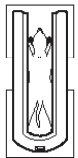
Med. Blanket
Model 31077
60 × 36 in.



Small Blanket
Model 53777
35 × 24 in.



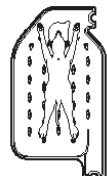
Draped Blanket
Model 54077
42 × 36 in.
Drape: 24 × 24 in.



Long Blanket
Model 53077
74 × 8.5 in.
Drapes: (2)
24 × 18 in.



Underbody Blanket
Model 55577
36 × 33 in.
Drapes: (2)
24 × 24 in.



Large Underbody Blanket
Model 55077
60 × 32 in.
Drapes: (2)
24 × 24 in.



Warming Unit
Model 67577
14.25h × 10.5w
× 11d in.



Filter
MERV 14
Model 96753



Rolling Cart
Model 96750



Power Cord
Model 90224



Bair Hugger Sheet Clip
Model 90063

3M™ Bair Hugger™ Temperature Management System

Specifications	3M™ Bair Hugger™ Warming Unit Model 675
Dimensions H x W x D	14.5 in x 10.5 in x 11 in
Weight	10 lbs
Operating Temperatures	High: 43 degrees C Medium: 38 degrees C Low: 32 degrees C Ambient Room Temperature
Airflow setting	One speed, non-adjustable Up to 44 CFM (20.8 L/s)
Operator experience sound level	One speed: 50 dBA
Alarm Condition Indicator	Over-Temperature Under-Temperature
Filter	MERV 14
Device Ratings	110-120 VAC, 50/60 Hz, 11 Amperes 220-240 VAC, 50/60 Hz, 6 Amperes 100 VAC, 50/60 Hz, 12 Amperes
Electrical Safety	Meets IEC 60601-1 requirements, IEC 60529 Classification IPX-1
Accessories	Rolling cart, temperature test unit, and leathered sheet clip also available

3M, BAIR HUGGER, and the BAIR HUGGER logo are trademarks of 3M Company, used under license in Canada.

Available to 3M veterinary distributors. Find out more by contacting your local sales representative, or visit us at www.3M.com/animalcare.



3M Animal Care
3M Center, Building 223-5N-04
St. Paul, MN 55144-1000 USA
1-800-848-0829
www.3M.com/animalcare



Veterinary Supply, Inc.
Phone: 800.233.0210
www.pennvet.com

Printed in USA.
© 3M, 2017. All rights reserved.
70-2011-5842-8



3M
Bair Hugger™
Normothermia System

Keep your patients warm

3M™ Bair Hugger™ Temperature Management System

Millions of human patients have experienced the benefits of 3M™ Bair Hugger™ forced-air warming. Now your animal patients can, too!

Forced-air warming



**Bair Hugger
Warming Unit**
Model 67577 New

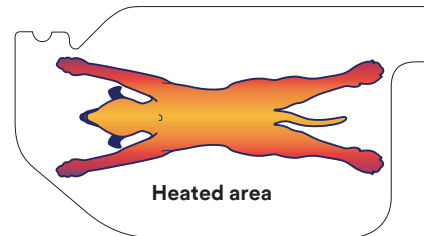
Anesthetized patients cannot regulate their temperature

The induction of anesthesia can cause a rapid drop in core body temperature and increase the risk of hypothermia. The adverse and costly outcomes associated with unintended hypothermia are well documented.* By providing warmth with 3M™ Bair Hugger™ forced-air you can effectively prevent hypothermia in your patients.

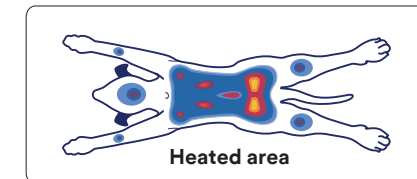
* Studies available upon request. Most studies performed on human patients.



Convective Warming



Conductive Warming



Convective and
conductive
systems warm in
different ways

3M™ Bair Hugger™ Model 67577 Warming Units

Bair Hugger warming units are the standard of care for forced-air warming therapy.

- Simple and intuitive user interface indicators.
- Model 675 incorporates an updated software that accurately reflects the temperature at the end of the hose and displays on the LCD screen.
- Compatible with all Bair Hugger blanket styles, from pediatric to adult.
- Tracks and reports therapy duration, over temperature information, calibration, hours used (via built-in meter), fault codes.
- Light-weight and easy to transport.

	Convective	Conductive
Key elements of warming	<ul style="list-style-type: none"> - Temperature - Blanket Design - Flow of heated air 	<ul style="list-style-type: none"> - Temperature - Contact pressure - Duration (time)
Heat exchange	<ul style="list-style-type: none"> - Recruits up to 64% of the body¹ - Air-to-surface warming through perforations 	<ul style="list-style-type: none"> - Recruits up to 20% of the body² - Surface-to-surface contact warming
Pressure point safety	<ul style="list-style-type: none"> - Over-the-body style blankets (does not heat pressure points) - Underbody style blankets (patient weight prevents heat from reaching pressure points, fluid outlets prevent fluid from pooling on blanket) 	<ul style="list-style-type: none"> - Pressure points of the body provide the most surface- to-surface contact - Pressure points may become ischemic and prone to pressure sore formation and thermal injury - It is the warmest at the pressure points - Fluids can pool on surface
Convenience	<ul style="list-style-type: none"> - No water leaks - Disposable, no maintenance - Single use - Standard storage - Pre-op, intra-op, recovery, procedure rooms, specialty suites, ER, trauma, etc. 	<ul style="list-style-type: none"> - Risk of puncture, leaks and tears - Needs to be cleaned if reused - Reusable; risk of performance degradation - Special storage needs may be required - Primarily intra-op
Modalities	<ul style="list-style-type: none"> - Over-the-body forced-air blankets - Underbody forced-air blankets 	<ul style="list-style-type: none"> - Electric pads - Heated gel pads - Water mattresses - Electric table pads - Heated water bottles