



FOR DOGS



Toy (4-14 lbs)



Small (14-22 lbs)



Medium (22-44 lbs)



Large (44-88 lbs)



X-Large (88-132 lbs)

FOR CATS



Kitten (2-9 lbs)




Cat (>9 lbs)

FLEA CONTROL HAS FINALLY MET ITS MASTER

NEARLY 2X MORE EFFECTIVE THAN FRONTLINE® PLUS AT ELIMINATING FLEAS*



OVER
99%
OF FLEAS
ELIMINATED



FRONTLINE®
PLUS

ONLY
55%
OF FLEAS
ELIMINATED

*% of flea reduction on dogs and cats after
2 monthly application (p≤0.0009)

For more information about
Activyl®, visit US.Activyl.com



Copyright © 2018 Intervet Inc., d/b/a Merck Animal Health, a subsidiary of Merck & Co., Inc. All rights reserved. US/ACT/0218/0022

1. Dryden MW, Payne PA, Smith V, et al. Evaluation of indoxacarb and fipronil (s)-methoprene topical spot-on formulations to control flea populations in naturally infested dogs and cats in private residences in Tampa FL, USA. Parasites & Vectors. 2013;6:366.

2. Data on File, Merck Animal Health.
FRONTLINE is a registered trademark of Merial.





FAST-ACTING

Wipes out 90% of fleas within 12 hours of application.²



POWERFUL

Kills fleas, larvae and eggs to break the flea life cycle.²



LONG-LASTING

Kills 100% of newly arriving fleas for 4 full weeks.²




WATER-RESISTANT

Remains effective even after bathing, exposure to rain or swimming.²


HOW ACTIVYL® WORKS

Activyl (indoxacarb) is the monthly spot-on flea treatment that works like nothing else.



1

Activyl® is applied to pet's skin and coat.



2

Fleas absorb Activyl® by coming into contact with the skin - or ingestion.



3

Inside, Activyl® becomes active, paralyzing the flea.



4

Unable to feed, the flea dies.

HOW TO APPLY

1

Remove one applicator from packaging.

2

Hold applicator in an upright position away from your face and snap the tip open by bending and folding it back on itself.



3

Part pet's hair.



CATS

Place applicator tip against the skin at the base of skull. Squeeze applicator firmly, applying entire contents directly to skin.



SMALL DOGS

Place applicator tip against the skin at the base of shoulder blades. Squeeze applicator firmly, applying entire contents directly to skin.



LARGER DOGS

Place applicator tip against the skin at the base of shoulder blades. Squeeze applicator firmly, applying entire contents directly to skin. Distribute the solution in up to four different places along the back from the shoulder to the base of the tail.



4

Wash your hands and avoid contact with treated area until dry.

