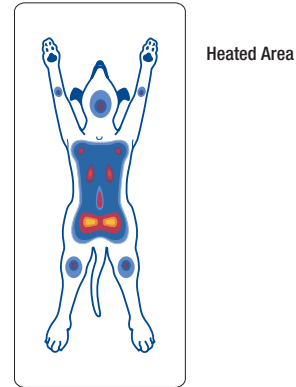
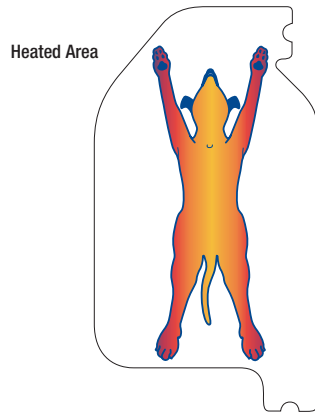




## Convective vs. Conductive Warming



Convective warming systems and conductive warming systems warm the patient in very different ways.

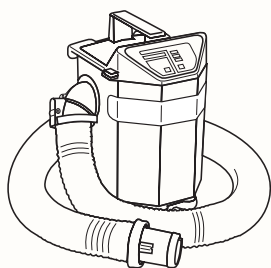
	Convective	Conductive
<b>Key Elements of Warming</b>	<ul style="list-style-type: none"> <li>• Temperature</li> <li>• Blanket design</li> <li>• Air velocity</li> </ul>	<ul style="list-style-type: none"> <li>• Temperature</li> <li>• Contact pressure</li> <li>• Duration (time)</li> </ul>
<b>Heat Exchange</b>	<ul style="list-style-type: none"> <li>• Recruits up to 64% of the body<sup>1</sup></li> <li>• Air-to-surface warming through perforations</li> </ul>	<ul style="list-style-type: none"> <li>• Recruits approximately 20% of the body<sup>2</sup></li> <li>• Surface-to-surface contact warming</li> </ul>
<b>Pressure Point Safety</b>	<ul style="list-style-type: none"> <li>• Over-the-body style blankets               <ul style="list-style-type: none"> <li>- Does not heat pressure points</li> </ul> </li> <li>• Underbody style blankets               <ul style="list-style-type: none"> <li>- Patient weight prevents heat from reaching pressure points</li> <li>- Fluid outlets prevent fluid from pooling on blanket</li> </ul> </li> </ul>	<ul style="list-style-type: none"> <li>• Pressure points of the body provide the most surface-to-surface contact</li> <li>• Pressure points may become ischemic and prone to pressure sore formation and thermal injury</li> <li>• It is warmest at the pressure points</li> <li>• Fluids can pool on surface</li> </ul>
<b>Convenience</b>	<ul style="list-style-type: none"> <li>• No water leaks</li> <li>• Disposable, no maintenance</li> <li>• Single use</li> <li>• Standard storage</li> <li>• Pre-op, intra-op, recovery, procedure rooms, specialty suites, ER, trauma, etc.</li> </ul>	<ul style="list-style-type: none"> <li>• Risk of puncture, leaks and tears</li> <li>• Needs to be cleaned if reused</li> <li>• Reusable; risk of performance degradation</li> <li>• Special storage needs may be required</li> <li>• Primarily intra-op</li> </ul>
<b>Modalities</b>	<ul style="list-style-type: none"> <li>• Over-the-body forced-air blankets</li> <li>• Underbody forced-air blankets</li> </ul>	<ul style="list-style-type: none"> <li>• Electric pads</li> <li>• Electric table pads</li> <li>• Heated gel pads</li> <li>• Heated water bottles</li> <li>• Water mattresses</li> </ul>

More than 165 million human patients have experienced the benefits of 3M™ Bair Hugger™ forced-air warming therapy. Now your patients can, too.

## Temperature Management Units

3M™ Bair Hugger™ temperature management units are the foundation of our forced-air warming therapy. Each veterinary temperature management unit is individually tested to ensure years of safe, reliable and effective operation.

The Bair Hugger models 50577 or 59577 provide safe, quiet and effective warming to patients.




- Small size gives you more useable work space.
- Freestanding or easily attached to IV pole.
- Built-in hour meter makes it easy to monitor usage for preventative maintenance.

### Specifications

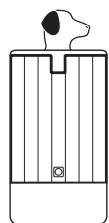
<b>Model 50577</b>	New unit
<b>Model 59577</b>	Refurbished unit
<b>Dimensions:</b>	13" h x 10" w x 11" d (33h x 25w x 28d cm)
<b>Weight:</b>	13.6 lb (6.2 kg)

## 3M™ Bair Hugger™ Veterinary Blankets

The Bair Hugger system's blanket designs provide safe and effective warming therapy for your patients. The blankets come in a variety of shapes and sizes to suit your patients — from kittens to horses and everything in between. With Bair Hugger therapy's convective warming, you don't have to worry about leaky water mattresses or exposed electrical components caused by claw punctures and tears.



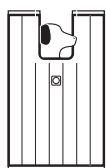
Model 30077  
84" x 36"



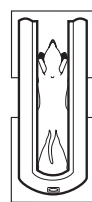
Model 31077  
60" x 36"



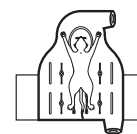
Model 53777  
35" x 24"



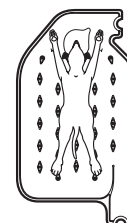
Model 54077  
42" x 36"  
Drape: 24" x 24"



Model 53077  
74" x 8.5"  
Drapes (2): 24" x 18"



Model 55577  
36" x 33"  
Drapes (2): 24" x 24"



Model 55077  
60" x 32"  
Drape (2): 24" x 24"

**Units per case: 10**

### References:

1. Taguchi, A., et al. Effects of a circulating water garment and forced-air warming on body heat content and core temperature. *Anesthesiology*. May 2004, Vol 100, No. 5: 1058-64.
2. Hohn, L., et al. Benefits of intraoperative skin surface warming in cardiac surgical patients. *British Journal of Anaesthesia*. 1998; 80: 318-323.

**3M**

**Infection Prevention Division**  
**3M Health Care**  
 3M Center, Building 275-4E-01  
 St. Paul, MN 55144-1000  
 U.S.A.  
 800-228-3957  
[3m.com/infectionprevention](http://3m.com/infectionprevention)

3M is a trademark of 3M Company, used under license in Canada. BAIR HUGGER and the BAIR HUGGER logo are trademarks of Arizant Healthcare Inc., used under license in Canada. ©2013 Arizant Healthcare Inc. All rights reserved. [www.keepanimalswarm.com](http://www.keepanimalswarm.com) 601921D 11/13

