

# OphthAVet®

Their eyes,  
Our focus.



# The OphtHAVet® Family

A solution for all of your artificial tear needs

## What Makes OphtHAVet Unique?

### High Molecular Weight Hyaluronan

- Remains on ocular surface longer than low molecular weight hyaluronan
- Improves lubrication and tear film stability
- Promotes corneal healing by helping to prevent corneal dehydration<sup>3,4</sup>

### Medical Grade Hyaluronan


- Has fewer contaminants than cosmetic grade hyaluronan
- Has undergone additional purification steps

### Osmoprotectants

- Help corneal cells survive osmotic stress
- May help reduce cell inflammation and death<sup>2</sup>

### Viscoadaptive – not your typical artificial tear

- Blink-activated – helps the tear film adapt to corneal surface changes
- Mimics healthy tear film performance
- Stabilizes tear film – provides long-lasting comfort, hydration, and relief




When eyes are open (at rest), OphtHAVet's high viscosity helps reduce tear drainage and tear film break-up.



As the animal blinks, the viscosity is reduced because of the pressure of the eyelid closing. This prevents damage to the eye surfaces.



When the eye reopens, OphtHAVet's viscoadaptive properties provide elasticity, allowing the solution to return to high viscosity.



## Benefits of the OphtHAVet® Solution and Complete Gel

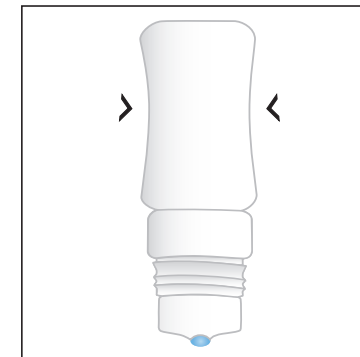
### Preservative Free

- Some preservatives may disrupt the integrity of the corneal surface<sup>1,2</sup>
- OphtHAVet Solution and Gel do not contain preservatives

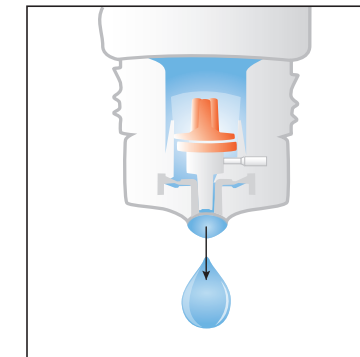
### Unique Delivery System

- Multiple-dose bottle with one-way valve to help prevent contamination
- Silver ions present in bottle tip

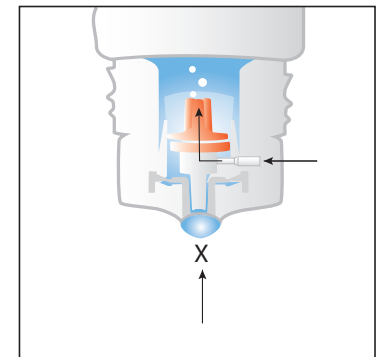
## Unique Delivery System



Squeeze and Release



Valve Opens, Product Dispenses



Valve Closes with No Backflow  
(Helps Prevent Contamination)



## Why choose OphtHAVet®?

For use as a lubricant to help prevent further irritation, or to relieve dryness of the eye.

- Medical Grade Hyaluronan
- High Molecular Weight Hyaluronan
- Viscoadaptive/Blink-activated
- Often requires only 1-2 applications per day for relief
- May be used as often as required

*One to two  
applications  
per day*

Features	OphtHAVet® Ophthalmic Solution	OphtHAVet® Complete Ophthalmic Gel	OphtHAVet® Ophthalmic Ointment
Preservative-free	✓	✓	No
One-way Valve Delivery System	✓	✓	No
Osmoprotectants	✓	✓✓	No
Volume	10 mL	10 mL	5 g
Mild Tear Film Support	✓	✓	✓
Moderate Tear Film Support	✓	✓✓	✓
Maximum Tear Film Support	✓	✓✓	✓
Aqueous Tear Film Support	✓	✓	No
Evaporative Tear Film Support	✓	✓	✓
Lagophthalmos	No	No	✓
Supports Corneal Healing	✓	✓	✓
Night Time Use	No	✓	✓
May Cause Blurring	No	✓ (Transient)	✓
Hydrating Lipid in the Gel	No	✓	No

**One of Dechra's best resources is our highly trained Veterinary Technical Support Team.**

They are available when you need them by calling (866) 933-2472. Our team consists of technicians and veterinarians with an in-depth knowledge of endocrinology, ophthalmology, dermatology, joint support, fluid therapy, anesthesia, and many other therapeutic areas. Contact them for the following needs:

- Assistance with case management, including diagnostic and dosing recommendations
- Questions or concerns related to any Dechra Product



**Dechra 24-hour Veterinary Technical Support**  
 (866) 933-2472  
 support@dechra.com  
 www.dechra-us.com



**Phone - 800.233.0210**

**www.pennvet.com**

**REFERENCES:**

- <sup>1</sup> Coroi MC, Bungau S: Tit M. Preservatives from the eye drops and the ocular surface. Rom J Ophthalmol. 2015 Jan-Mar;59(1)2-5
- <sup>2</sup> Agarwal, P. et al: Formulation Considerations for the Management of Dry Eye Disease. Pharmaceutics. 2021, 13, 207. <https://www.mdpi.com/1999-4923/13/2/207/>
- <sup>3</sup> Muller-Lierheim, W.: Why Chain Length of Hyaluronan in Eye Drops Matters. Diagnostics 2020, 10, 511. <https://www.mdpi.com/2075-4418/10/8/511/htm>
- <sup>4</sup> Kojima, T. et al: The Effects of High Molecular Weight Hyaluronic Acid Eye Drop Application in Environmental Dry Eye Stress Model Mice. Int J Mol Sci 2020 May 21(10): 3516