



Made in the USA



CheckUp Kit Cat™

Cat Urine Sample Collection Made Easy



Revolutionary hydrophobic litter
that keeps the cat's urine on top



Cats Love It



Noninvasive



Easy & Clean



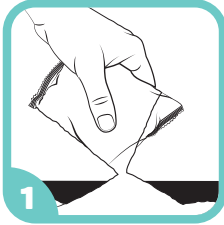
100% Natural



Checking is caring. So CheckUp.


How to Use Kit4Cat

For monitoring a specific chronic condition, visit www.checkupkit.com to purchase our diagnostic testing strips.



1 Pour the litter

Pour all hydrophobic litter in a clean and empty litter box.



2 Wait for your cat

Allow your cat to urinate freely on the hydrophobic litter.



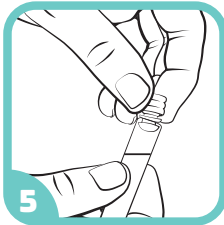
3 Collect sample

Easily collect urine from the top of the litter with the pipette.



4 Fill the vial

Fill the vial at least 3/4 way using the pipette.



5 Store the sample

Close the vial with the cap and keep in refrigerator for up to 48h.




6 Further analysis

Take the sample to your vet for further testing.

In the Box



3 x 11oz (300gr)
total of 2lbs (900gr)
CheckUp hydrophobic litter



3 x sample collection vial



3 x sample collection pipette



Lab Validated & Vet Approved



Biodegradable



Manufactured by:
Coastline Global, Inc.
827 Lincoln Ave, Suite B11, West Chester, PA 19380
888-999-3050 (tel) 888-999-3758 (fax)
info@coastlineglobal.com

- For in vitro diagnostic use in animals only.
- Do not eat hydrophobic litter.
- Avoid contact with eyes.
- Keep away from children.



www.checkupkit.com