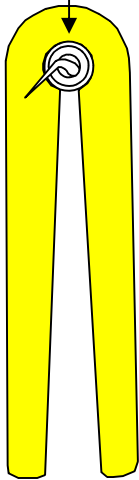
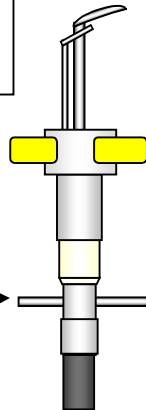


## How to change a broken ferrite rod

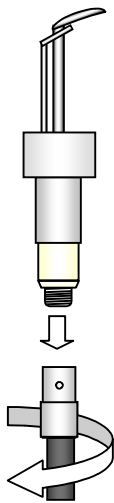
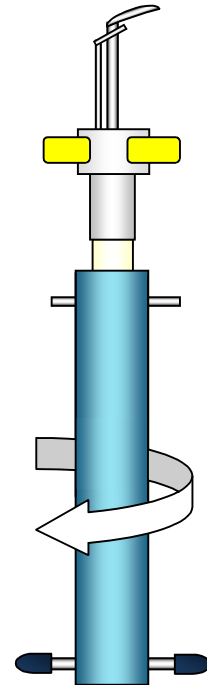
Grip collar of tip with yellow clamp wrench



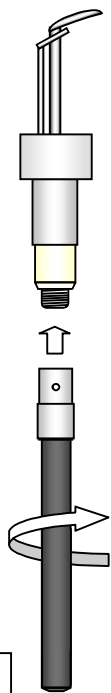
Slide steel pin through hole in rod



Slide blue rod tool over broken rod, steel pin engages with slot in top of tool. Grip yellow clamp wrench and twist blue rod tool counter-clockwise to loosen ferrite rod



Unscrew and remove ferrite rod



Screw new ferrite rod onto instrument tip

Use tools to tighten new rod firmly onto tip

