



Companion Animal  
Veterinary Otic Liquid Bandage



- *The most advanced and convenient way to help manage Otitis Externa*
- *Applied at the recheck exam as the last step in your treatment protocol for Otitis Externa*
- *To help patient comfort, protect the epidermis and shield the allergen receptors*
- *One easy professional application every three months frees your clients from the burden of daily ear cleaning*
- *Steroid-free*



# Clinical Information

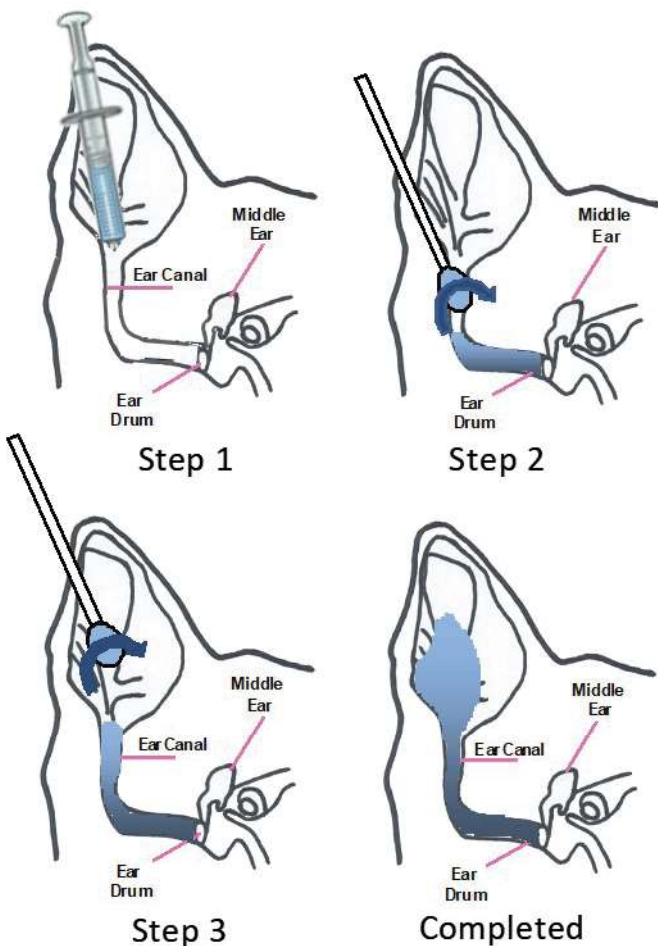
Otitis externa is a pattern of cutaneous disease that has predisposing factors, and underlying causes. Primary causes of otitis externa include atopic dermatitis (most common allergic cause of otitis), food allergy, and ear mites (*Otodectes*). Up to 86% of atopic dogs have historical or physical evidence of otitis<sup>1</sup>. Bacteria and yeast infections are primary or secondary factors to inflammation. Many dogs with otitis externa require lifelong management of their disease. The best way to prevent otitis is by keeping the dog's ear clean. This is important for those animals that have pendulous ears, have lots of hair in their ears, or have allergies or other medical problems that make them prone to ear infections. Treatment usually includes cleaning the ears by the pet owner daily for one to two weeks. This can be a challenging task. A study asked owners to rate the avoidance reaction of the dog when cleanser was administered into the ear. Thirty eight percent recorded a moderate to marked avoidance reaction by the dog<sup>2</sup>. Veterinarians can help pets avoid ear infections by practicing prevention. This is where OticArmor<sup>®</sup> can help. Applied by the veterinarian OticArmor<sup>®</sup> is designed to aid in controlling inflammation by keeping the ear canal clean. OticArmor<sup>®</sup> can best be described as a self-hardening liquid bandage that helps control otitis externa. Importantly, no daily home-care ear cleaning is required by the client.

1 Muse, R. et al: The prevalence of otic manifestations and otitis externa in allergic dogs (abstr.) *Proc. AAVD/ACVD*, Las Vegas, 1996; p. 23

2 Reme, C.A et al: The efficacy of an antiseptic and microbial anti-adhesive ear cleanser in dogs with otitis externa. *Veterinary Therapeutics* 7 (1) Spring 2006, 15-26

## Application

- First, clean both ears with a cleaning solution or saline solution, massage, remove debris, rinse thoroughly with water and dry with gauze.
- Next, OticArmor<sup>®</sup> can be applied with a disposable 1 cc syringe. Draw OticArmor<sup>®</sup> solution into the syringe, remove the needle from the syringe, place the syringe into the ear canal as far as can be reached, push syringe plunger while slowly removing the syringe from the ear canal.
- Gently massage the base of the ear to make sure the OticArmor<sup>®</sup> is evenly distributed.
- Spread the OticArmor<sup>®</sup> solution with the provided applicators in the vertical canal and on the pinna of the ear. Paint surfaces 360° inside of the ear canal for full coverage.  
**Make sure to coat the entire surface of the horizontal ear canal. Tilt the head to allow the liquid to flow into the horizontal ear canal.**



Step 1 shows the application of OticArmor<sup>®</sup> with a disposable 1 cc syringe, needle removed.

Step 2 shows the spreading of OticArmor<sup>®</sup> in the vertical ear canal with the applicator.



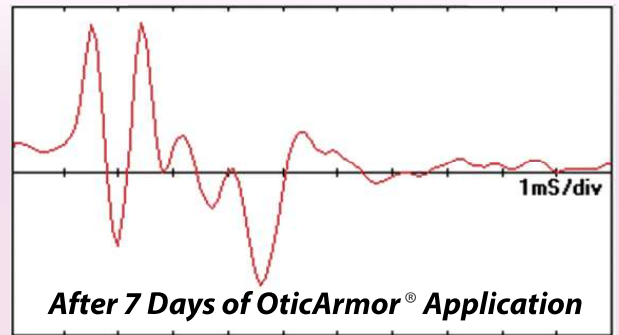
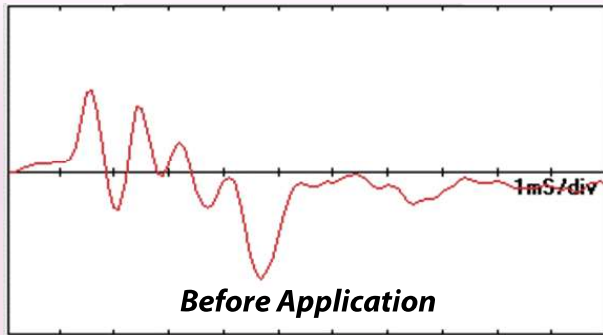
Step 3 shows the spreading of OticArmor<sup>®</sup> on the pinna with the applicator.

Completed shows the coverage of the ear canal after steps 1-3.

Follow the above steps for each ear.

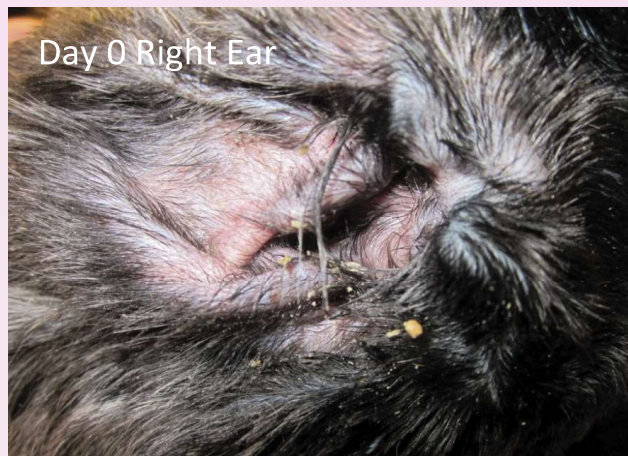


## Safety



OticArmor® was tested by the standard method Brainstem Auditory Evoked Responses (BAER) test to ensure that the product did not adversely affect normal hearing in dogs. A typical example of a BAER test of OticArmor® is shown above before ( day 0 ) and after ( day 7 ) demonstrating that OticArmor® did not adversely affect the hearing of the patient.

## Canine Study Results



- OticArmor® provides a well-tolerated and convenient method to help and aid in the control of clinical signs of otitis externa<sup>1</sup>

<sup>1</sup> Schick, et al. (2012) Otitis Externa Prevention with OticArmor™, a veterinary otic liquid bandage: a 14 day study in client-owned dogs. *Veterinary Dermatology*, 23 (Suppl. 1), 34

# Why OticArmor® ?

- Eliminates the compliance problem with home care ear cleaning
- Ideal for breeds who are prone to Otitis Externa
- To help lengthen the time between relapses of Otitis Externa
- Liquid bandage, made from specially designed non-toxic polymers
- Easy-to-apply in the clinic



## Product Information

- (1) otic workstation
- (2) applicator swabs
- (1) 1/16 oz. product vial & cap

Warning: Not For Human Use

For Animal Use Only

For Use In Dogs

Topical Use Only

Store at room temperature

Keep away from heat & sunlight

For more information :  
Email: [oticarmor@allacem.com](mailto:oticarmor@allacem.com)  
Phone: 888-617-2667  
Website: [www.allacem.com](http://www.allacem.com)

OticArmor® is manufactured by AllAccem, Inc.



AllAccem

Copyright 2019 © AllAccem, Inc.