

digiVENT™ DV8x

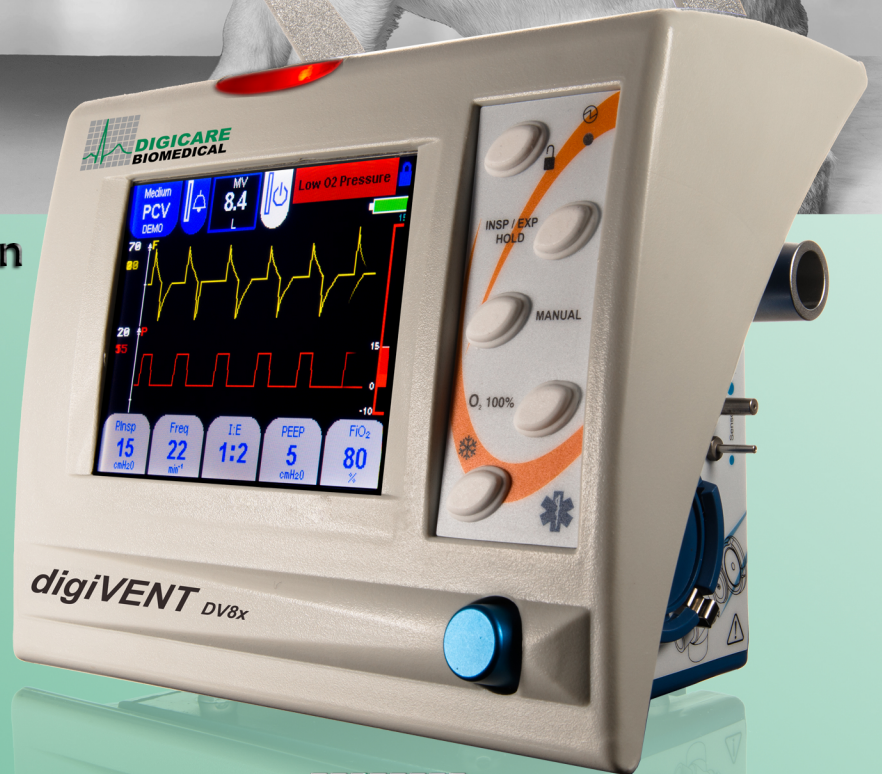
Veterinary Digital Ventilator

Masimo SET®




Innovated Veterinary Ventilation

- Digital ICU/Transport Ventilator
- Extremely Compact Design
- 8 ventilation modes
- Full graphs, numeric and loops display
- Touch screen operation
- 6.5 hours of battery operation
- Lightweight
- Plug & Play Masimo® SpO2 or Capnography
- Optional anesthesia adapter



*Driven by Innovation ...
... in Veterinary Medicine*
www.digi-vet.com



DIGICARE
Animal Health

Technical Specifications

Features and benefits

5.7" Color LCD Touch Screen Display
RS232-C interface to remote assistance
Keys: stand by; Hold Insp; Hold Exp; 0 2100%; ManualInsp; Lock
Measurement of: pressure, flow, concentration of oxygen in the breathing circuit Barometric and pipeline pressure measurement
Audible alarms and alerts
12Vdc external inlet
Galvanic oxygen sensor (built-in standard)
Power supply AC/DC 100-240VAC to +12Voc
Peak Flow: 180L/min
Automatic Barometric Pressure Compensation
Invasive and Non-Invasive ventilation

Ventilation Modes

VCV, PCV, PLV (can be assisted); V-SIMV+PS; P-SIMV+PS;
DUALPAP: APRV CPAP/PS; NIV available in all ventilation modes

Controls

Tidal volume: 10 to 2500mL
Rate: 0 to 150bpm
Rise time: 0 to 2.0s
Inspiratory Pause: 0 to 70%
Maximum Pressure Limit: 0 to 60cmH2O
Inspiratory Pressure: 1 to 60cmH2O
ΔPS - Pressure Support: 0 to 60
PEEP: 0 to 40cmH2O
Pressure Trigger: OFF; -0.2 to -10 cmH2O
Flow Trigger: OFF; 0.5 to 30.0 L/min
Flow Cycling (PS): 5% to 80%
O2 Concentration: 35% to 100% (21% to 100% can be reached using external blender)
Inspiratory Time: 0.1 s to 10s
Inspiratory Flow Wave: Square, Decelerate, Accelerate, Sine
CPAP: 0 to 40cmH2O
Pressure High: 0 to 60 cmH2O; Pressure Low: 0 to 40cmH2O
Time High: 0.20s to 59.80s; Time Low: 0.2s to 59.8s
I:E Ratio: 1 :100 | 100:1
Backup ventilation: available in all spontaneous modalities
Inspiratory Flow: 0 to 180L/min
Oxygen Digital Flowmeter: 0 to 15L/min
Automatic adjustment of parameters according to patient weight

Ventilation Monitor

Curves: Pressure x Time; Flow x Time; Volume x Time
Loops: Volume x Pressure; Flow x Volume
Curves: CO2 x Time; SpO2 x Time
Bargraph of Instantaneous Pressure
Maximum Pressure; Mean; Plateau
PEEP and Intrinsic PEEP
Inspiratory Volume; Expiratory Volume; Minute Volume; Spontaneous Volume; Spontaneous Minute Volume
Static and Dynamic Compliance
Air Way Resistance
Inspiratory and Expiratory Time
I:E Ratio
Respiratory Frequency Total and Spontaneous
FiO2
SpO2, Pulse Rate; EtCO2

Inspiratory and Expiratory Time
I:E Ratio
Respiratory Frequency Total and Spontaneous
FiO2
SpO2, Pulse Rate; EtCO2
Alarm System and Safety
Anti-asphyxiation Valve; Active overpressure valve
Safety Relief Valve 100hPa
High / Low Pressure: OFF; 0 to 80cmH2O
High / Low Peep: OFF; 0 to 80cmH2O
High / Low Minute Volume: OFF; 0.0 to 99L1min
High / Low Respiratory Rate: OFF; 0 to 150bpm
Apnea: OFF; 0 to 60s
Automatic Alarm Adjustments: OFF, 10%, 20% or 30%
Low Battery
Low O2 Pressure
Respiratory Circuit Disconnection / Obstruction
AC Input Fail
High / Low SpO2
High / Low Cardiac Frequency OFF - 25 - 240BPM
High / Low EtCO2: Off; 0 to 80mmHg
Inspiratory CO2: OFF; 0 to 80mmHg
Attention IRMA adaptor
Connect IRMA Sensor
Change IRMA Sensor
CO2 Out of Range
IRMA Reading Error
Sensor Off Patient
* Capnography and Oximeter Sensors are optional accessories

Battery

Li-Ion battery 11.8Vdc; Intelligent battery charger ~ 6.5hrs operation

Connection to oxygen supply

Oxygen inlet - DISS (male 9/16" 18 threads) ~ 40 to 150 PSI

Environmental and Physical

Dimension: 9.1" x 10" x 7.3" (231 X 254 X 185mm)

Weight: 6.7 Lbs (3.00 Kg)

Operation: Temperature: -10 to 50°C; Barometric Pressure: 600 to 1100cmH2O; Relative Air Humidity.(no condensation) ~ 15 to 95%

Standard Accessories

Flow sensor kit (large, medium, small) with 1 silicone flow sensor line
Exhalation Valve with Diaphragm
Adult Respiratory Circuit Autoclavable
Power supply AC/DC 100-240VAC to +12Vdc
Oxygen Hose DISS X2 - 2m; Envelope with 3 Ambient Air Filter

Optional Accessories

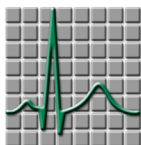
Vertical Support; Hand bag for Transportation
Rolling Stand with front wheel lock and articulated arm
Blender of air and oxygen;
Humidifier
Pulse Oximetry (SpO2) Sensor; Capnography (EtCO2) Sensor - Masimo@ technology
Anesthesia adapter

Model Configuration

DV8x – ICU/Transport ventilator

DV8x-A – ICU/Transport/Anesthesia ventilator with Rolling Stand

Driven by Innovation in Veterinary Medicine



DIGICARE
Animal Health

Digicare Animal Health
107 Commerce Road
Boynton Beach, Florida, 334
USA
Phone: 561-689-0408
Fax: 561-689-0021

Distributed by:



For more information go to:
WWW.DIGI-VET.COM
email:sales@digicarebiomedical.com



844-4DIGICARE