







Rederox[®] (deracoxib) Chewable Tablets

Rederox Chewable Tablets are indicated for the control of pain and inflammation due to osteoarthritis or following orthopedic or dental surgery.

Therapeutically equivalent to the pioneer drug so you can expect the same safety and efficacy.

Backed by Dechra's Veterinary Technical and Sales Support Teams.

Available in 12, 25, 75, and 100 mg beef-flavored scored tablets in 30, and 90 count bottles.

STRENGTH	BOTTLE COUNT	ACTUAL TABLET SIZE
12 mg	30, 90	
25 mg	30, 90	
75 mg	30, 90	
100 mg	30, 90	

To order, please contact your Dechra or distributor representative or call (866) 683-0660. For Full Prescribing Information please visit www.dechra-us.com.

24-hour Veterinary Technical Support available (866) 933-2472. Nonurgent Technical Support available via email support@dechra.com.



Important Safety Information: Not for use in humans. **For use in dogs only. Do not use in cats.** Keep this and all medication out of reach of children and pets. Store out of reach of dogs and other pets in a secured location in order to prevent accidental ingestion or overdose. As with all drugs in this class, side effects involving the digestive system (vomiting, decreased appetite, and diarrhea), kidneys or liver may occur. **Some of these side effects, in rare situations, may be serious, resulting in hospitalization or even death. Pet owners should be advised to discontinue treatment if side effects occur and contact their veterinarian.** All dogs should undergo a thorough history and physical examination before using Rederox. **Inaccurate dosing may result in adverse drug events.** Regular monitoring is recommended. Use with other NSAIDs or corticosteroids should be avoided. Refer to the prescribing information and "Dog Owner Information Sheet" for complete details or visit www.dechra-us.com.

Rederox™ (deracoxib) Chewable Tablets

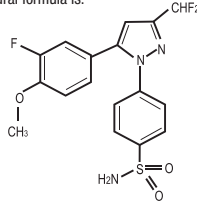
For Oral Use in Dogs Only Do Not Use in Cats

Cautions:

Federal Law (U.S.) restricts this drug to use by or on the order of a licensed veterinarian.

Description:

Rederox™ (deracoxib) Chewable Tablets is a non-narcotic, non-steroidal anti-inflammatory drug (NSAID) of the coxib class. Rederox Chewable Tablets are round, light brown colored, chewable tablets that contain deracoxib formulated with beefy flavoring. The molecular weight of deracoxib is 397.38. The empirical formula is C₁₇-H₁₄-F₃-N₃-O₃-S. Deracoxib is 4-[3-(difluoromethyl)-5-(3-fluoro-4-methoxyphenyl)-1H-pyrazole-1-yl] benzenesulfonamide, and can be termed a diaryl substituted pyrazole. The structural formula is:



Clinical Pharmacology

Mode of Action:

Rederox Chewable Tablets are a member of the coxib class of non-narcotic, nonsteroidal, cyclooxygenase-inhibiting anti-inflammatory drugs for the control of postoperative pain and inflammation associated with orthopedic and dental surgery and for the control of pain and inflammation associated with osteoarthritis in dogs.

Data indicate that deracoxib inhibits the production of PGE₁ and 6-keto PGF₁ by its inhibitory effects on prostaglandin biosynthesis.¹ Deracoxib inhibited COX-2 mediated PGE₂ production in LPS-stimulated human whole blood.² Cyclooxygenase-1 (COX-1) is the enzyme responsible for facilitating constitutive physiological processes (e.g., platelet aggregation, gastric mucosal protection, renal perfusion).³ Cyclooxygenase-2 (COX-2) is responsible for the synthesis of inflammatory mediators.⁴ Both COX isoforms are constitutively expressed in the canine kidney.⁵ At doses of 2-4 mg/kg/day, deracoxib tablets do not inhibit COX-1 based on *in vitro* studies using cloned canine cyclooxygenase.⁵ The clinical relevance of this *in vitro* data has not been shown.

Although the plasma terminal elimination half-life for deracoxib tablets is approximately 3 hours, a longer duration of clinical effectiveness is observed.

Summary pharmacokinetics of deracoxib tablets are listed in Table 1.

Table 1: Pharmacokinetics of Deracoxib

Parameter	Value
T _{max} ^a	2 hours
Oral Bioavailability (F) ^b	> 90% at 2 mg/kg
Terminal elimination half-life ^b	3 hours at 2-3 mg/kg 19 hours at 20 mg/kg
Systemic Clearance ^b	~ 5 ml/kg/min at 2 mg/kg ~ 1.7 ml/kg/min at 20 mg/kg
Volume of Distribution ^c	~ 1.5 L/kg
Protein binding ^d	> 90%

^aValues obtained following a single 2.35 mg/kg dose

^bEstimates following IV administration of deracoxib as an aqueous solution

^cBased upon a dose of 2 mg/kg of deracoxib

^dBased upon *in vitro* plasma concentrations of 0.1, 0.3, 1.0, 3.0, 10.0 µg/ml

Non-linear elimination kinetics are exhibited at doses above 8 mg/kg/day, at which competitive inhibition of constitutive COX-1 may occur.

Deracoxib is not excreted as parent drug in the urine. The major route of elimination of deracoxib is by hepatic biotransformation producing four major metabolites, two of which are characterized as products of oxidation and o-demethylation. The majority of deracoxib is excreted in feces as parent drug or metabolite.

Large intersubject variability was observed in drug metabolite profiles of urine and feces. No statistically significant differences between genders were observed.

Indications and Usage:

Always provide "Information for Dog Owners" Sheet with prescription. Carefully consider the potential benefits and risk of Rederox Chewable Tablets and other treatment options before deciding to use Rederox Chewable Tablets. Use the lowest effective dose for the shortest duration consistent with individual response.

Osteoarthritis Pain and Inflammation:

Rederox Chewable Tablets are indicated for the control of pain and inflammation associated with osteoarthritis in dogs.

Dosage and Administration:

Osteoarthritis Pain and Inflammation: 0.45 – 0.91 mg/lb/day (1 to 2 mg/kg/day) as a single daily dose, as needed.

Dogs needing a dose of less than 12.5 mg can only be accurately dosed through use of the 12 mg tablet, which can be broken in half to provide 6 mg. Do not attempt to accurately dose smaller dogs through the use of breaking larger tablets. **Inaccurate dosing may result in adverse drug events (see Adverse Reactions, Animal Safety, and Post-Approval Experience).**

Postoperative Orthopedic Pain and Inflammation:

Rederox Chewable Tablets are indicated for the control of postoperative pain and inflammation associated with orthopedic surgery in dogs.

Dosage and Administration:

Postoperative Orthopedic Pain and Inflammation: 1.4 – 1.8 mg/lb/day (3 to 4 mg/kg/day) as a single daily dose, as needed, not to exceed 7 days of administration.

Dogs needing a dose of less than 12.5 mg can only be accurately dosed through use of the 12 mg tablet, which can be broken in half to provide 6 mg. Do not attempt to accurately dose smaller dogs through the use of breaking larger tablets. **Inaccurate dosing may result in adverse drug events (see Adverse Reactions, Animal Safety, and Post-Approval Experience).**

Postoperative Dental Pain and Inflammation:

Rederox Chewable Tablets are indicated for the control of postoperative pain and inflammation associated with dental surgery in dogs.

Dosage and Administration:

Postoperative Dental Pain and Inflammation: 0.45 – 0.91 mg/lb/day (1 to 2 mg/kg/day) as a single daily dose, for 3 days. The first dose should be given approximately 1 hour prior to dental surgery and subsequent doses should be given daily for up to two additional treatments.

Dogs needing a dose of less than 12.5 mg can only be accurately dosed through use of the 12 mg tablet, which can be broken in half to provide 6 mg. Do not attempt to accurately dose smaller dogs through the use of breaking larger tablets. **Inaccurate dosing may result in adverse drug events (see Adverse Reactions, Animal Safety, and Post-Approval Experience).**

Since deracoxib tablet bioavailability is greatest when taken with food, postprandial administration is preferable.

However, deracoxib tablets have been shown to be effective under both fed and fasted conditions; therefore, they

may be administered in the fasted state if necessary. For postoperative orthopedic and dental pain, administer Rederox Chewable Tablets prior to the procedure. Tablets are scored and dosage should be calculated in half-tablet increments. In clinical practice it is recommended to adjust the individual patient dose while continuing to monitor the dog's status until a minimum effective dose has been reached.

Contraindications:

Dogs with known hypersensitivity to deracoxib should not receive Rederox Chewable Tablets.

Warnings:

Not for use in humans. Keep this and all medications out of reach of children. Consult a physician in case of accidental ingestion by humans. **For use in dogs only. Do not use in cats.**

Dogs needing a dose of less than 12.5 mg can only be accurately dosed through use of the 12 mg tablet, which can be broken in half to provide 6 mg. Do not attempt to accurately dose smaller dogs through the use of breaking larger tablets. **Inaccurate dosing may result in adverse drug events (see Adverse Reactions, Animal Safety, and Post-Approval Experience).**

All dogs should undergo a thorough history and physical examination before the initiation of NSAID therapy. Appropriate laboratory tests to establish hematological and serum biochemical baseline data prior to, and periodically during, administration of any NSAID is recommended. **Owners should be advised to observe for signs of potential drug toxicity (see Adverse Reactions, Animal Safety and Post-Approval Experience) and be given an "Information for Dog Owners" Sheet.**

Keep Rederox in a secure location out of reach of dogs, cats, and other animals to prevent accidental ingestion or overdose.

Precautions:

Dogs needing a dose of less than 12.5 mg can only be accurately dosed through use of the 12 mg tablet, which can be broken in half to provide 6 mg. Do not attempt to accurately dose smaller dogs through the use of breaking larger tablets. **Inaccurate dosing may result in adverse drug events (see Adverse Reactions, Animal Safety, and Post-Approval Experience).**

Since NSAIDs possess the potential to produce gastrointestinal ulceration and/or perforation, concomitant use of Rederox Chewable Tablets with other anti-inflammatory drugs, such as NSAIDs or corticosteroids, should be avoided. As a class, NSAIDs may be associated with gastrointestinal, renal and hepatic toxicity. The following collective group of clinical signs has been reported with some serious gastrointestinal events, in decreasing order of reported frequency: anorexia, tachycardia, tachypnea, pyrexia, ascites, pale mucous membranes, dyspnea. In some cases, circulatory shock, collapse and cardiac arrest have also been reported. Sensitivity to drug-associated adverse events varies with the individual patient. Dogs that have experienced adverse reactions from one NSAID may experience adverse reactions from another NSAID. Patients at greatest risk for adverse events are those that are dehydrated, on concomitant diuretic therapy, or those with existing renal, cardiovascular, and/or hepatic dysfunction. Plasma levels of deracoxib may increase in a greater than dose-proportional fashion above 8 mg/kg/day. Deracoxib tablets have been safely used during field studies in conjunction with other common medications, including heartworm preventatives, anthelmintics, anesthetics, pre-anesthetic medications, and antibiotics. If additional pain medication is needed after a daily dose of Rederox Chewable Tablets, a non-NSAID/non-corticosteroid class of analgesic may be necessary. It is not known whether dogs with a history of hypersensitivity to sulfonamide drugs will exhibit hypersensitivity to Rederox Chewable Tablets. The safe use of deracoxib tablets in dogs younger than 4 months of age, dogs used for breeding, or in pregnant or lactating dogs has not been evaluated.

NSAIDs may inhibit the prostaglandins which maintain normal homeostatic function. Such anti-prostaglandin effects may result in clinically significant disease in patients with underlying or pre-existing disease that has not been previously diagnosed. Appropriate monitoring procedures should be employed during all surgical procedures. The use of parenteral fluids during surgery should be considered to decrease potential renal complications when using NSAIDs perioperatively. Concurrent administration of potentially nephrotoxic drugs should be carefully approached. The use of concomitantly protein-bound drugs with deracoxib tablets has not been studied in dogs. Commonly used protein-bound drugs include cardiac, anticonvulsant and behavioral medications. The influence of concomitant drugs that may inhibit metabolism of deracoxib tablets has not been evaluated. Drug compatibility should be monitored in patients requiring adjunctive therapy. Consider appropriate washout times when switching from one NSAID to another or when switching from corticosteroid use to NSAID use.

Animal Safety:

In a 6-month study, dogs were dosed with deracoxib at 0, 2, 4, 6, 8 and 10 mg/kg with food once daily for 6 consecutive months. There were no abnormal feces, and no abnormal findings on clinical observations, food and water consumption, body weights, physical examinations, ophthalmoscopic evaluations, macroscopic pathological examinations, hematology, or buccal bleeding time. Urinalysis results showed hyposthenuria (specific gravity <1.005) and polyuria in one male and one female in the 6 mg/kg group after 6 months of treatment. After 6 months of treatment, the mean BUN values for dogs treated with 6, 8, or 10 mg/kg/day were 30.0, 35.3, and 48.2 mg/dL, respectively. No effects were seen on any other clinical chemistry parameters, including other variables associated with renal physiology (serum creatinine, serum electrolytes, and urine sediment evaluation). Dose dependent focal renal tubular degeneration/regeneration was seen in some dogs treated at 6, 8, and 10 mg/kg/day. Focal renal papillary necrosis was seen in 3 dogs dosed at 10 mg/kg/day and in one dog dosed at 8 mg/kg/day. No renal lesions were seen at the label doses of 2 and 4 mg/kg/day. There was no evidence of gastrointestinal, hepatic, or hematopoietic pathology at any of the doses tested.

In a laboratory study, healthy young dogs were dosed with deracoxib tablets once daily, within 30 minutes of feeding, at doses of 0, 4, 6, 8, and 10 mg/kg body weight for 21 consecutive days. No adverse drug events were reported. There were no abnormal findings reported for clinical observations, food and water consumption, body weights, physical examinations, ophthalmic evaluations, organ weights, macroscopic pathology evaluation, hematology, urinalyses, or buccal mucosal bleeding time. In the clinical chemistry results there was a statistically significant (p<0.0009) dose-dependent trend toward increased levels of blood urea nitrogen (BUN). Mean BUN values remained within historical normal limits at the label dose. No effects on other clinical chemistry values associated with renal function were reported. There was no evidence of renal, gastrointestinal, hepatic or biliary lesions noted during gross necropsy. Renal histopathology revealed trace amounts of tubular degeneration/regeneration in all dose groups including placebo, but no clear dose relationship could be determined. There was no histopathologic evidence of gastrointestinal, hepatic or biliary lesions.

In another study, micronized deracoxib in gelatin capsules was administered once daily to healthy young dogs at doses of 10, 25, 50, and 100 mg/kg body weight for periods up to 14 consecutive days. Food was withheld prior to dosing. Non-linear elimination kinetics occurred at all doses. At doses of 25, 50, and 100 mg/kg, reduced body weight, vomiting, and melena occurred. Necropsy revealed gross gastrointestinal lesions in dogs from all dose groups. The frequency and severity of the lesions increased with escalating doses. At 10 mg/kg, moderate diffuse congestion of gut associated lymphoid tissues (GALT) and erosions/ulcers in the jejunum occurred. At 100 mg/kg, all dogs exhibited gastric ulcers and erosions/ulcerations of the small intestines. There were no hepatic or renal lesions reported at any dose in this study.

In a 13-week study, deracoxib in gelatin capsules was administered to healthy dogs at doses of 0, 2, 4, and 8 mg/kg/day. No test-article related changes were identified in clinical observations, physical exams, or any of the other parameters measured. One dog in the 8 mg/kg dose group died from bacterial septicemia secondary to a renal abscess. The relationship between deracoxib administration and the renal abscess is not clear.

Effectiveness:

Deracoxib tablets were evaluated in masked, placebo-controlled multi-site field studies involving client-owned animals to determine effectiveness.

Osteoarthritis Pain and Inflammation Field Study:

Two hundred and nine (209) client-owned dogs with clinical and radiographic signs of osteoarthritis of at least one appendicular joint were enrolled in this study. A total of 194 dogs were included in the safety evaluation and a total of 181 dogs were included in the effectiveness evaluation. The effectiveness of deracoxib tablets in the control of pain and inflammation associated with osteoarthritis was demonstrated in a placebo-controlled, masked study evaluating the anti-inflammatory and analgesic effects of deracoxib tablets. Tablets were administered by the owner at approximately 1-2 mg/kg/day for forty-three (43) consecutive days. In general, statistically significant (p<0.05) differences in favor of deracoxib were seen for force plate parameters (vertical impulse area, peak vertical force) and owner evaluations (quality of life, lameness and overall level of activity).

The results of this field study demonstrate that deracoxib tablets, when administered at 1-2 mg/kg/day for 43 days,

are effective for the control of pain and inflammation associated with osteoarthritis.

Adverse Reactions:

Deracoxib was well tolerated and the incidence of clinical adverse reactions was comparable in deracoxib and placebo-treated animals. A total of 209 dogs of 41 breeds, 1-14 years old, weighing 17-177 lbs were included in the field safety analysis. The following table shows the number of dogs displaying each adverse reaction.

Abnormal Health Findings in the Osteoarthritis Field Study ¹		
Clinical Observation	Deracoxib tablets N = 105	Placebo N = 104
Vomiting	3	4
Diarrhea/soft stool	3	2
Weight loss	1	0
Abdominal pain (splinting)	0	1
Seizure	1	0
Lethargy	0	1
Pyoderma/Dermatitis	2	0
Unilateral conjunctivitis	1	0
Scleral injection	0	1
Hematuria/UTI	1	0
Splenomegaly*	1	0
Grade II murmur systolic	1	0

¹Dogs may have experienced more than one adverse reaction during the study.

* This dog was less active and eating less on enrollment, with elevated WBC, amylase, and AST and died 1 month after exiting the study. The dog was withdrawn from the study on Day 17 with anorexia, lethargy and a suspicion of diarrhea. Follow-up laboratory analyses revealed hypoalbuminemia, hyperphosphatemia, elevated AST and decreased BUN. Follow-up treatment included other anti-inflammatory and antibiotics.

Complete blood count, serum chemistry, and buccal bleeding time analysis were conducted at the beginning and end of the trial. Mean values of all CBC and chemistry results for both deracoxib and placebo-treated dogs were within normal limits. There was no statistically significant difference in the buccal bleeding time between deracoxib and placebo-treated dogs before or after the study, and all results remained within normal limits (less than 5 minutes). The results of this field study demonstrate that deracoxib is safe and effective for the control of pain and inflammation associated with osteoarthritis in dogs. During this trial, dogs were safely treated with a variety of commonly used medications, including antibiotics, anti-parasitics, topical flea adulticides and thyroid supplements.

The results of this field study demonstrate that deracoxib tablets are well tolerated when administered at 1-2 mg/kg/day for up to 43 days for the control of pain and inflammation associated with osteoarthritis.

Postoperative Orthopedic Pain and Inflammation Field Study:

In this study, 207 dogs admitted to veterinary hospitals for repair of a cranial cruciate injury were randomly administered deracoxib tablets or a placebo. Drug administration started the evening before surgery and continued once daily for 6 days postoperatively. Effectiveness was evaluated in 119 dogs and safety was evaluated in 207 dogs. Statistically significant differences in favor of deracoxib tablets were found for lameness at walk and trot, and pain on palpation values at all post-surgical time points. The results of this field study demonstrate that deracoxib tablets, when administered daily for 7 days are effective for the control of postoperative pain and inflammation associated with orthopedic surgery.

Adverse Reactions:

A total of 207 dogs of forty-three (43) different breeds, 1-15 years old, weighing 7-141 lbs were included in the field safety analysis. The following table shows the number of dogs displaying each adverse reaction.

Abnormal Health Findings in The Postoperative Orthopedic Pain Field Study ¹		
Clinical Observation	Deracoxib tablets N = 105	Placebo N = 102
Vomiting	11	6
Diarrhea	6	7
Hematochezia	4	0
Melena	0	1
Anorexia	0	4
Incision site lesion (drainage, oozing)	11	6
Non-incision skin lesions (moist dermatitis, pyoderma)	2	0
Otitis externa	2	0
Positive joint culture	1	0
Phlebitis	1	0
Hematuria	2	0
Conjunctivitis	1	2
Splenomegaly	1	0
Hepatomegaly	1	0
Death	0	1

¹Dogs may have experienced more than one adverse reaction during the study.

This table does not include one dog that was dosed at 16.92 mg/kg/day for the study duration. Beginning on the last day of treatment, this dog experienced vomiting, diarrhea, increased water intake and decreased appetite. Hematology and clinical chemistry values were unremarkable. The dog recovered uneventfully within 3 days of cessation of dosing.

Incisional drainage was most prevalent in dogs enrolled at a single study site. There were no statistically significant changes in the mean values for hepatic or renal clinical pathology indices between deracoxib tablet and placebo treated dogs. Four deracoxib tablet-treated dogs and two placebo-treated dogs exhibited elevated bilirubin during the dosing phase. One deracoxib tablet-treated dog exhibited elevated ALT, BUN and total bilirubin and a single vomiting event. None of the changes in clinical pathology values were considered clinically significant.

The results of this clinical study demonstrate that deracoxib tablets, when administered daily for 7 days to control postoperative orthopedic pain and inflammation in dogs, are well tolerated.

Postoperative Dental Pain and Inflammation Field Study:

In this study, 62 dogs admitted to veterinary hospitals for dental extractions were randomly administered deracoxib tablets or a placebo. Drug administration started approximately 1 hour before surgery and continued once daily for 2 days postoperatively. Effectiveness was evaluated in 57 dogs and safety was evaluated in 62 dogs. There was a statistically significant reduction (p=0.0338) in the proportion of dogs that required rescue therapy to control post-surgical pain in the deracoxib treated group compared to the placebo control group. Pain assessors used a modification of the Glasgow Composite Pain Scale (mGCPS) to assess pain. A dog was rescued if it scored ≥ 4 on the combined mGCPS variables of Posture/Activity, Demeanor, Response to Touch, and Vocalization, or if the investigator determined at any time that pain intervention was needed. The results of this field study demonstrate that deracoxib, when administered once daily for 3 days, is effective for the control of postoperative pain and inflammation associated with dental surgery.

Adverse Reactions:

A total of 62 male and female dogs of various breeds, 1.5-16 years old, were included in the field safety analysis. The following table shows the number of dogs displaying each adverse reaction. Digestive tract disorders (diarrhea and vomiting) and systemic disorders (abnormal clinical chemistry results) were the most frequently reported findings. There were no distinct breed, age, or sex predilections for adverse reactions that were reported. No dogs were withdrawn from the study due to the occurrence of an adverse reaction.

Abnormal Health Findings in the Dental Pain Field Study ¹		
Clinical Observation	Deracoxib tablets N = 31	Placebo N = 31
Vomiting	4	1
Diarrhea/soft stool	3	1
Regurgitation	0	2
Increased AST ²	3	0
Increased ALT ²	1	0
Hematuria	1	0
Leukocytosis	1	1
Neutrophilia	1	1
Lameness	1	0
Facial swelling	0	1
Tachycardia	0	1

¹Dogs may have experienced more than one adverse reaction during the study.

²Included animals with results over 2x the high normal.

Post Approval Experience (Rev. 2010):

The following adverse events are based on post-approval adverse drug experience reporting. Not all adverse reactions are reported to FDA CVM. It is not always possible to reliably estimate the adverse event frequency or establish a causal relationship to product exposure using this data. The following adverse events are grouped by body system and are presented in decreasing order of reporting frequency.

Gastrointestinal: vomiting, diarrhea, hypoalbuminemia, melena, hematochezia, elevated amylase/lipase, hematemesis, abdominal pain, peritonitis, decreased or increased total protein and globulin, gastrointestinal perforation, gastrointestinal ulceration, hypersalivation.

General: anorexia, depression/lethargy, weight loss, weakness, fever, dehydration Hepatic: elevated liver enzymes, hyperbilirubinemia, icterus, ascites, decreased BUN Hematologic: anemia, leukocytosis, leukocytopenia, thrombocytopenia

Neurologic: seizures, ataxia, recumbency, trembling, confusion, collapse, hind limb paresis, nystagmus, proprioceptive disorder, vestibular signs

Behavioral: nervousness, hyperactivity, aggression, apprehension

Urologic: elevated BUN/creatinine, polydipsia, polyuria, hyper-phosphatemia, hematuria, low urine specific gravity, urinary incontinence, renal failure, urinary tract infection

Dermatologic: pruritus, erythema, urticaria, moist dermatitis, facial/muzzle edema, dermal ulceration/necrosis Respiratory: panting, dyspnea, epistaxis, coughing

Cardiovascular: tachycardia, heart murmur, bradycardia, arrest Sensory: Vestibular signs, glazed eyes, uveitis.

Ophthalmic: blindness, mydriasis, conjunctivitis, keratoconjunctivitis sicca, uveitis.

In some cases, death has been reported as an outcome of the adverse events listed above.

To report suspected adverse drug events, for technical assistance or to obtain a copy of the Safety Data Sheet, contact Dechra at (866) 933-2472. For additional information about adverse drug experience reporting for animal drugs, contact FDA at 1-888-FDA-VETS or <http://www.fda.gov/reportanimalae>.

Chewable Tablets

Information for Dog Owners:

Rederox Chewable Tablets, like other drugs of its class, is not free from adverse reactions. Owners should be advised of the potential for adverse reactions and be informed of the clinical signs associated with drug intolerance. Adverse reactions may include vomiting, diarrhea, decreased appetite, dark or tarry stools, increased water consumption, increased urination, anemia, yellowing of gums, skin or white of the eye due to jaundice, lethargy, incoordination, seizure, or behavioral changes. **Serious adverse reactions associated with this drug class can occur without warning and in some cases result in death (see Warnings, Post-Approval Experience and Adverse Reactions). Owners should be advised to discontinue Rederox Chewable Tablets therapy and contact their veterinarian immediately if signs of intolerance are observed.** The vast majority of patients with drug related adverse reactions have recovered when the signs are recognized, the drug is withdrawn, and veterinary care, if appropriate, is initiated. Owners should be advised of the importance of periodic follow up for all dogs during administration of any NSAID.

Storage Conditions:

Rederox Chewable Tablets should be Store at 20° to 25°C (68° to 77°F), excursions permitted between 15° and 30°C (between 59° and 86°F) [see USP Controlled Room Temperature]

Keep this and all medications out of reach of children.

Use within 90 days of splitting.

How Supplied:

Rederox Chewable Tablets are available as 12 mg, 25 mg, 75 mg and 100 mg round, brownish, half-scored tablets in 30 and 90 count bottles.

NDC Number	Tablet Size	Tablets/Bottle
17033-235-30	12 mg	30
17033-235-90	12 mg	90
17033-236-30	25 mg	30
17033-236-90	25 mg	90
17033-237-30	75 mg	30
17033-237-90	75 mg	90
17033-238-30	100 mg	30
17033-238-90	100 mg	90

References:

- 1 Data on file under NADA 141-203
- 2 Data on file under NADA 141-203
- 3 Smith, et al.: "Pharmacological Analysis of Cyclo-oxygenase-1 in Inflammation," Proc. Natl. Acad. Sci. USA (October 1998) 95: 13313-13318, Pharmacology.
- 4 Zhang, et al.: "Inhibition of Cyclo-oxygenase-2 Rapidly Reverses Inflammatory Hyperalgesia and Prostaglandin E2 Production," *JPET*, (1997) 283: 1069-1075.
- 5 Verburg, KM et al. "Cox-2 Specific Inhibitors: Definition of a New Therapeutic Concept." *Amer J of Therapeutics* 8, 49-64, 2001.
- 6 Data on file under NADA 141-203
- 7 Holton, L., Reid, J., Scott, E.M., Pawson, P. and Nolan, A. (2001). Development of a behaviour-based scale to measure acute pain in dogs. *Veterinary Record*, 148, 525-53.

Approved by FDA under ANADA # 200-704

Distributed by:

Dechra Veterinary Products
7015 College Boulevard, Suite 525
Overland Park, KS 66211 USA

Rederox™ is a trademark of Dechra Veterinary Products, LLC.

© 2021 Dechra Veterinary Products, LLC.

Rev. October 2021

Made in India
Neutral Code No. Drugs/TS/32/2008



BIOEQUIVALENCE DATA

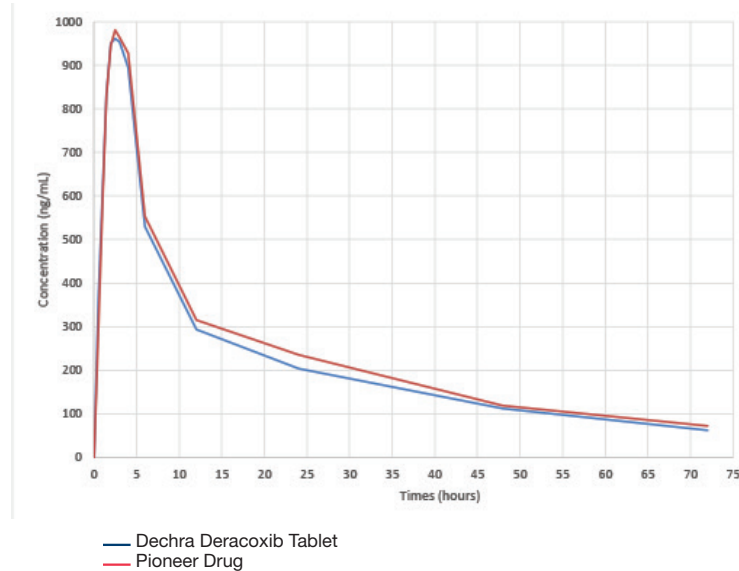
What does bioequivalence mean?

Two drugs are considered to be bioequivalent when they are equally bioavailable, meaning equal in the rate and extent to which the active ingredient is absorbed and becomes available at the site of drug action.¹ The drugs must have the same strength, purity, and quality, and must be manufactured in FDA-inspected facilities.

How is bioequivalence assessed?

Bioequivalence is demonstrated through rigorously designed scientific studies in healthy animals. These studies determine the rate of absorption and extent of exposure for the active ingredients in both the generic and pioneer drugs; these parameters are determined through serial plasma drug measurements. The data for both drugs are then analyzed and must be comparable.

Dechra Rederex® (deracoxib) Chewable Tablets vs. Pioneer Drug



What does bioequivalence mean for me and my patients?

If two drugs are bioequivalent, you can expect the same safety and efficacy as the pioneer drug typically at a more affordable price. This is especially important for compliance in patients on long-term medications.

REFERENCE:

1. FDA Guidance for Industry: Bioequivalence guidance. <https://www.fda.gov/animal-veterinary/abbreviated-new-animal-drug-applications/bioequivalence> (p 6). Accessed Oct., 2016.

DECHRA'S OTHER NON-STEROIDAL ANTI-INFLAMMATORIES



Carprovet® (carprofen) Caplets

Available in 25 mg tablets (60 and 180 ct), 75 mg tablets (60 and 180 ct), 100 mg tablets (60 and 180 ct)



Carprovet® (carprofen) Chewable Tablets

Available in 25 mg tablets (30, 60, and 180 ct), 75 mg tablets (30, 60, and 180 ct), 100 mg tablets (30, 60, and 180 ct)



Carprovet® (carprofen) Flavored Tablets

Available in 25 mg tablets (60 and 180 ct), 75 mg tablets (60 and 180 ct), 100 mg tablets (60 and 180 ct)